



2009-2010 GMT Quarterly Report for District (or Undistricted) **District 43 K**

GMT: **Doctor DENNIS D COBLER**

Location: **KENTUCKY**

GMT CA: **1**

CLUBS

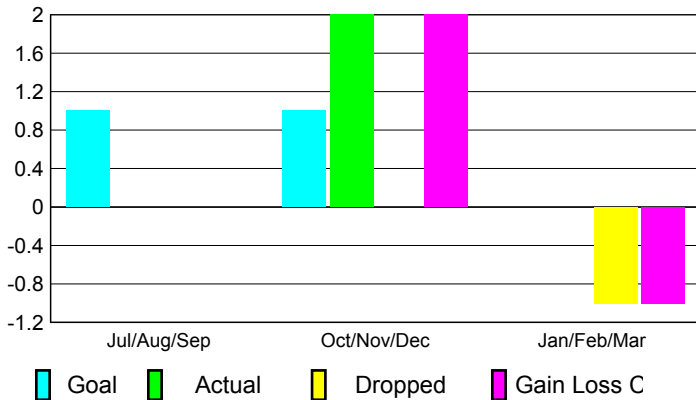
Club Results
2009-2010

Clubs
2008-2009

| Month | New Club Goal | Actual New Clubs | Actual Dropped Clubs | Gain/Loss of Clubs | Gain/Loss of Clubs |
|---------------|---------------|------------------|----------------------|--------------------|--------------------|
| Jul/Aug/Sep | 1 | 0 | 0 | 0 | 0 |
| Oct/Nov/Dec | 1 | 2 | 0 | 2 | 1 |
| Jan/Feb/Mar | 0 | 0 | -1 | -1 | 0 |
| Totals | 2 | 2 | -1 | 1 | 1 |

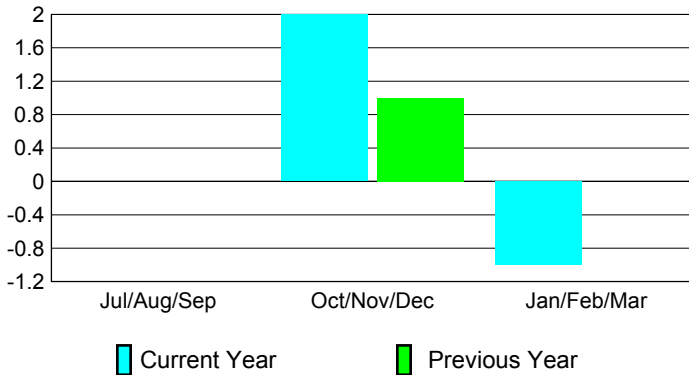
Club Results 2009-2010

Goal, New, Dropped, Gain/Loss



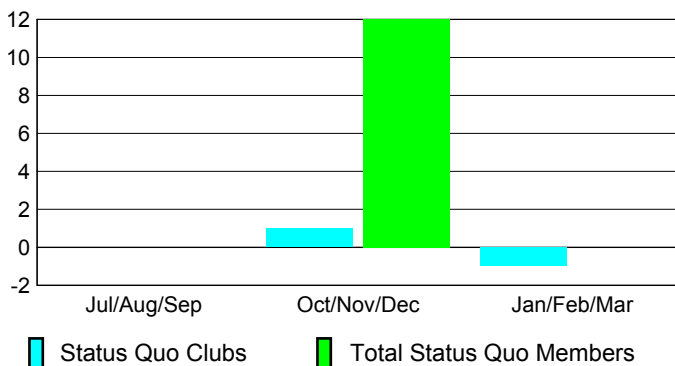
Comparison of Club Gain/Loss

Current Year Compared to the Previous Year



YTD Status Quo Clubs 2009-2010

Status Quo Clubs Compared to Status Quo Members



MEMBERSHIP

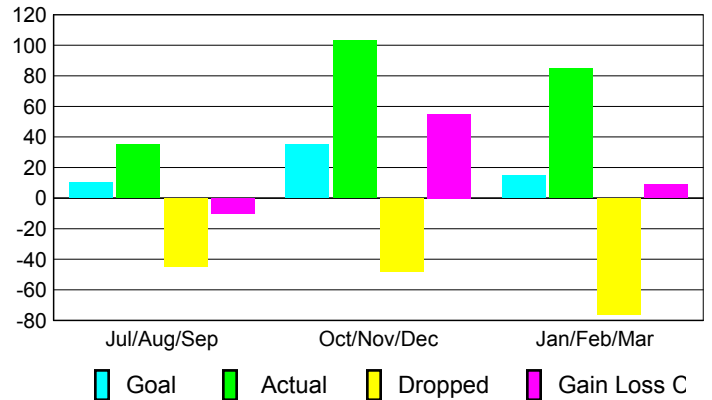
Membership Results
2009-2010

Membership
2008-2009

| Month | Net Memb Goal | Actual New Memb | Actual Dropped Memb | Gain/Loss of Memb | Gain/Loss of Memb |
|---------------|---------------|-----------------|---------------------|-------------------|-------------------|
| Jul/Aug/Sep | 10 | 35 | -45 | -10 | -17 |
| Oct/Nov/Dec | 35 | 103 | -48 | 55 | 37 |
| Jan/Feb/Mar | 15 | 85 | -76 | 9 | 11 |
| Totals | 60 | 223 | -169 | 54 | 31 |

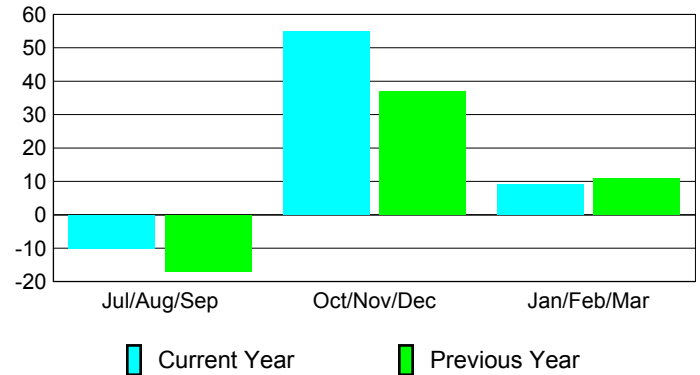
Membership Results 2009-2010

Goal, New, Dropped, Gain/Loss

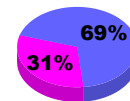
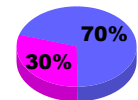
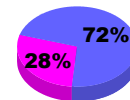


Comparison of Membership Gain/Loss

Current Year Compared to the Previous Year



Gender Comparison 2009-2010



Male

Female